

# IMPACT 2023

In 2023 the Community Council of Idaho made a significant contribution to Idaho's Farmworker and rural communities. Through our various programs we affected 21,377 individuals. We have provided essential services in education, health, housing, employment and legal services.



## AFFORDABLE HOUSING

We provided housing in 5 communities, Colonia de Colores and El Milagro (Twin Falls), Project Hope (Heyburn), Colonia Cesar Chavez (Blackfoot), and El Rancho Grande Estates (American Falls).

We provided safe and affordable housing to 615 households, in 205 units in our various housing communities. 60 units provided off-farm housing for farmworkers.

|                                    |            |
|------------------------------------|------------|
| <b>Total number of units:</b>      | <b>205</b> |
| <b>Total properties:</b>           | <b>5</b>   |
| <b>Individuals housed:</b>         | <b>615</b> |
| <b>Average family size:</b>        | <b>3</b>   |
| <b>Farmworker families housed:</b> | <b>60</b>  |



## COMMUNITY FAMILY CLINIC



We provide comprehensive health care through 3 family medical clinics, in Idaho Falls, Blackfoot, and Rigby, ID. Providing quality affordable primary health care to people regardless of their socio-economic or health insurance status. We provided medical, behavioral health and pharmaceutical services to low-income individuals, with an emphasis on serving the Farmworker community.

In 2023, we provided essential healthcare services to 4,069 individual patients. 90% of the individuals we served were at or below 200% of the area's poverty level.

*Employment & Training received a grant from the National Council on Aging which allowed CFC staff to vaccinate 449 seniors and their immediate families.*

|  |              |
|--|--------------|
| <b>Total Patients:</b>                       | <b>4,069</b> |
| <b>Total Sliding Fee Patients:</b>           | <b>1,854</b> |
| Of these patients...                         |              |
| 40% At or below the poverty line             |              |
| 30% were 101%-150% below the poverty line    |              |
| 20% were 151%-250% below the poverty line    |              |
| 10% were over or above the 200% poverty line |              |

|                         |     |
|-------------------------|-----|
| <b>Insurance Status</b> |     |
| Private Insured         | 24% |
| Self-Pay                | 35% |
| Medicaid                | 30% |
| Medicare                | 11% |



## EMPLOYMENT & TRAINING

The Employment & Training programs of the Community Council of Idaho are delivered through 5 statewide Community Resource Centers, located in Bingham, Bonneville, Canyon, Cassia and Twin Falls counties. At each of these locations we remain committed to our original focus on improving the lives of Migrant & Seasonal Farmworkers (and their dependents), while expanding our community-based services open to everyone.

**Community Services Block Grant (CSBG)** is a statewide program that provides funding for services to individuals or households in need. These funds are for adults, youth, and seniors to help alleviate the cause and conditions of poverty. *CONT'D.*

## LOW INCOME HOUSEHOLD WATER ASSISTANCE PROGRAM (LIHWAP)

Number of Assisted Households 394

|                          |              |
|--------------------------|--------------|
| Adult                    | 925          |
| Children                 | 442          |
| Elderly                  | 121          |
| <b>TOTAL INDIVIDUALS</b> | <b>1,488</b> |

### Sources of Household Income

|  |     |
|--|-----|
| Income from employment only                  | 45  |
| Income from employment and non-cash benefits | 21  |
| Non-cash benefits (SNAP)                     | 196 |
| No income                                    | 132 |

### Characteristics

|                    |     |
|--------------------|-----|
| Disconnected Youth | 7%  |
| Disabled           | 10% |
| Veterans           | 1%  |

### Households below Federal Poverty Level

|            |     |
|------------|-----|
| Below 100% | 268 |
| Below 75%  | 126 |

## LOW INCOME HOME ENERGY ASSISTANCE PROGRAM (LIHEAP)

### Type of Service

|                       |                |
|-----------------------|----------------|
| LIHEAP                | \$659,477.54   |
| LIHEAP Crisis Program | \$1,066,565.56 |

### Number of Individuals Impacted 11,325

|          |       |
|----------|-------|
| Adult    | 6,604 |
| Children | 3,781 |
| Elderly  | 940   |

### Households below Federal Poverty Level

|           |      |
|-----------|------|
| Below 75% | 2784 |
| Below 50% | 179  |

### Sources of Household Income

|  |      |
|--|------|
| Income from employment only                  | 425  |
| Income from employment and non-cash benefits | 615  |
| Non-cash benefits (SNAP)                     | 1589 |
| No income                                    | 908  |

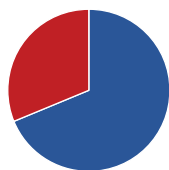
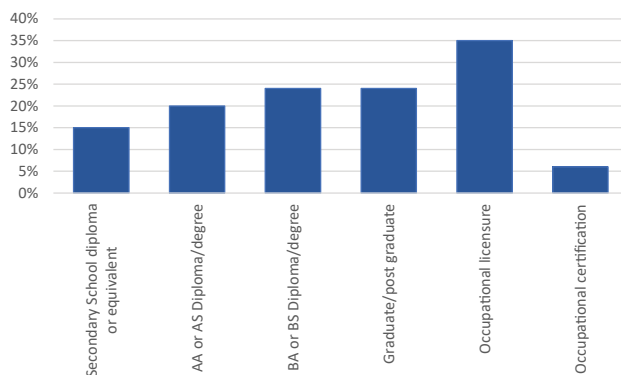
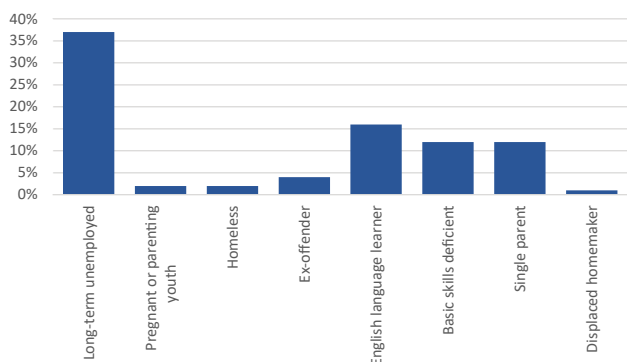
### Characteristics

|                    |     |
|--------------------|-----|
| Disconnected Youth | 10% |
| Disabled           | 18% |
| Veterans           | 2%  |

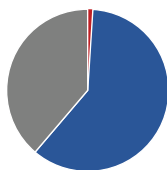
### Outcomes

|   |     |
|---|-----|
| Prevention of Loss of Home Energy Service | 73% |
| Restoration of Home Energy Service        | 27% |

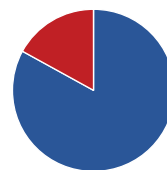
**NATIONAL FARMWORKER JOBS PROGRAM (NFJP)** is a national program of the US Department of Labor which makes possible services for migrant and seasonal farmworkers and their dependents. The program provides career services, training and educational opportunities for eligible adults, youth farmworkers and their dependents.



■ Seasonal Farmworker  
■ Migrant Farmworker



■ White  
■ Black  
■ Multiple Races



■ Hispanic  
■ Non-Hispanic

**YouthBuild** provides the opportunity for young adults between 14 – 20 years of age, who lack a high school diploma and financial resources. We work together with these young people to reclaim their education, gain job skills and become community leaders.

**Total Participants**

**11**

Obtained a High School Diploma or GED

81%

Obtained a degree or certificate

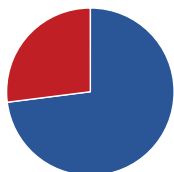
100%

Obtained literacy and numeracy gain

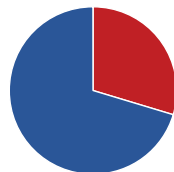
100%

Credential attainment within 1 yr of exit

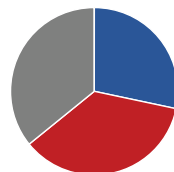
0%



■ Male  
■ Female



■ White  
■ Hispanic/Latino



■ Low Income  
■ Basic Skills Deficient  
■ Youth or Adult Offender

**Higher Education Equivalency Program (HEP)** over 3,000 instructional hours were provided to support students in achieving their **General Education Degree (GED)**, 75 students enrolled in GED classes.

**Community Services Block Grant (CSBG)** over 6,300 food boxes were distributed through our Community Resources Centers.

|   |              |
|---|--------------|
| <b>Total Students Enrolled</b>  | <b>75</b>    |
| <b>Total Instructional Hours</b>  | <b>3,284</b> |
| <b>Students obtained a GED or High School equivalency</b>                 | <b>49%</b>   |
| <b>Graduates who entered post-secondary education or training program</b> | <b>25%</b>   |

## FAMILIAS UNIDAS – IMMIGRATION LEGAL SERVICES



Familias Unidas Legal Services is a program of the Community Council of Idaho, established in 2017. Since its inception, the program has provided vital immigration services to the community, assisting clients in navigating the complexities of the immigration process. Over the past three years, the department has focused on serving and educating victims of trafficking and domestic violence. While supporting these individuals, the Board recognized the need for additional legal services tailored to their unique situations. To better reflect these expanded services, the department's name has been updated



In 2023, we opened 106 new matters and served over 300 clients. Additionally, we offered Citizenship Classes to 16 individuals, 10 of whom have already become naturalized U.S. citizens. We also successfully closed 73 cases, including 29 that were initiated during the same year.

## MIGRANT & SEASONAL HEAD START



We are a program designated to provide services to migrant & seasonal farmworkers and related agricultural workers. This means that we focus our services on Idaho's rural communities through ten educational centers. Our Centers are in agricultural communities, and within these communities both our programs and the farmworkers whom we serve provide a significant contribution to the Idaho Agricultural economy.

## TANF Enrollment

|  |             |
|--|-------------|
| <b>Total Children Enrolled</b>         | <b>678</b>  |
| <b>Total Number of Families Served</b> | <b>520</b>  |
| <b>Total Volunteers</b>                | <b>0</b>    |
| <b>Children &amp; Families Served</b>  | <b>1198</b> |

| <b>Center</b>   | <b>Location</b> | <b>Enrollment</b> |
|-----------------|-----------------|-------------------|
| La Adelita-TANF | Caldwell        | 14                |

## Summer Enrollment

| <b>Center</b>       | <b>Location</b> | <b>Enrollment</b> |
|---------------------|-----------------|-------------------|
| El Venadito         | Weiser          | 45                |
| La Adelita          | Caldwell        | 42                |
| Casa de Colores     | Caldwell        | 79                |
| El Arcoiris         | Mountain Home   | 68                |
| Jardin de los Ninos | Gooding         | 54                |
| Felipe Cabral       | Twin Falls      | 48                |
| Emiliano Zapata     | Burley          | 39                |
| Manuel Cavazos      | Aberdeen        | 25                |
| La Estrellita       | Idaho Falls     | 74                |
| El Castillito       | Idaho Falls     | 55                |

## Winter Enrollment

| <b>Center</b>         | <b>Location</b> | <b>Enrollment</b> |
|-----------------------|-----------------|-------------------|
| La Adelita- With TANF | Caldwell        | 34                |
| Casa de Colores       | Caldwell        | 45                |
| Felipe Cabral         | Twin Falls      | 34                |
| Emiliano Zapata       | Burley          | 30                |
| Manuel Cavazos        | Aberdeen        | 16                |

### MSHS 2023 Calendar Year

|                            |                    |
|----------------------------|--------------------|
| Indirect                   | 1,779,344.00       |
| Salaries & Benefits        | 12,611,037.12      |
| Facilities Cost            | 1,166,045.10       |
| Supplies                   | 639,070.09         |
| Staff Development          | 680,799.33         |
| Equipment                  | 759,252.16         |
| Child Transport            | 286,358.05         |
| Parent Services            | 8,118.82           |
| Child Services Consultants | 115,027.42         |
| Travel                     | 63,984.69          |
| Other                      | 381,886.25         |
| <b>TOTAL</b>               | <b>18,4490,923</b> |

### Expenditures

|   |                   |
|---|-------------------|
| Salaries                                    | 13,429,997        |
| Facilities                                  | 1,067,433         |
| Supplies                                    | 496,500           |
| Staff Development                           | 17,760            |
| Equipment                                   | 290,000           |
| Travel                                      | 382,011           |
| Other                                       | 740,839           |
| Indirect                                    | 1,611,600         |
| <b>Proposed Budget for Fiscal Year 2024</b> | <b>18,036,140</b> |



## FINANCIAL REPORT

### Expense

|                         |                   |
|-------------------------|-------------------|
| Child education         | 16,588,500        |
| Community service       | 3,891,159         |
| Housing                 | 1,607,172         |
| Youth activities        | 420,079           |
| Community health center | 6,348,278         |
| Other activities        | 563,444           |
| <b>TOTAL</b>            | <b>29,418,632</b> |

### Revenue

|                       |                   |
|-----------------------|-------------------|
| Grant revenue         | 26,561,836        |
| Other income          | 5,358,898         |
| Rental income         | 1,281,707         |
| In-kind contributions | 0                 |
| <b>TOTAL</b>          | <b>33,202,441</b> |

### Projected Budget

|                            |                   |
|----------------------------|-------------------|
| Salaries                   | 10,087,578.00     |
| Fringe                     | 3,036,361.00      |
| Indirect                   | 1,574,873.00      |
| Nutrition Consultant       | 2,000.00          |
| Disabilities/Mental Health | 3,244.00          |
| Medical/Dental Funds       | 15,000.00         |
| Indirect Travel            | 9,000.00          |
| Service Area Travel        | 15,000.00         |
| Rent                       | 248,124.00        |
| Space Costs                | 203,496.00        |
| New Hire Testing           | 10,000.00         |
| Telephone/Internet         | 55,000.00         |
| Utilities                  | 80,000.00         |
| State Daycare License      | 8,475.00          |
| Facilities                 | 131,506.00        |
| Technology                 | 35,000.00         |
| Office Supplies            | 10,000.00         |
| Copier                     | 5,000.00          |
| Program Support            | 50,000.00         |
| Infant/Toddler Hygiene     | 40,000.00         |
| Classroom Education        | 35,000.00         |
| Literacy                   | 5,000.00          |
| Health                     | 56,340.00         |
| Nutrition Supplies         | 55,000.00         |
| Classroom Cleaning         | 22,900.00         |
| Disability Supplies        | 4,000.00          |
| Property Insurance         | 17,000.00         |
| Vehicle Insurance          | 70,000.00         |
| Child/Volunteer Insurance  | 32,000.00         |
| Memberships                | 62,503.00         |
| Vehicle Maintenance        | 114,672.00        |
| Appliance Maintenance      | 15,000.00         |
| Parent Account             | 15,000.00         |
| Pupil Transportation       | 100,000.00        |
| Staff Development          | 60,000.00         |
| Policy Council             | 40,000.00         |
| Communication              | 45,000.00         |
| Content Area Travel        | 3,500.00          |
| Monitoring                 | 40,000.00         |
| Out of Area Travel         | 11,000.00         |
| Outcomes                   | 10,080.00         |
| Volunteers                 | 4,000.00          |
| Child Recruitment          | 30,000.00         |
| Fatherhood                 | 1,500.00          |
| Equipment                  | 60,280.00         |
| Parent Curriculum          | 12,000.00         |
| T&TA                       | 161,211.00        |
| <b>TOTAL</b>               | <b>16,702,643</b> |

